

Converging of Global Resources · Professional as Industry Leader

2023



Conprofe Technology Group Co., Ltd.

Website: [www.conprofetech.cn](http://www.conprofetech.cn)

E-mail: [sales-international@conprofetech.com](mailto:sales-international@conprofetech.com)

Tel: +86-20 3861 9084

Address: No.6, 2ndNanyunRoad, Science City,  
Hi-tech DevelopmentZone, Guangzhou, 510663, P.R.C

© 2023 Conprofe Technology Group Co., Ltd. All Rights Reserved - VE3.0



Website



Youtube



LinkedIn

## Hydraulic Tool Holders

Converging of Global Resources · Professional as Industry Leader







## // "Conprofe" Connotation

Converging of Global Resources

Professional as Industry Leader

# CONPROFE

## // About Conprofe

With its roots back to 2003, Conprofe is a Provider of Efficient, Green and Intelligent Manufacturing Solutions and Key Units. It has been holding on to the idea of "Converging of Global Resources, Professional as Industry Leader" in the past two decades. Revolving around "Efficient, Green and Intelligent Manufacturing", the company has achieved a giant leap from parts, units to machines and developed a product portfolio with three major industries - Precision Tools, Key Units and CNC Machine Tools, which covers eight categories of products, including Super-hard Tools, Tapping Tools, Precision Tool Holders, Ultrasonic Technologies, Green Technologies, Precision Units, Ultrasonic-Green CNC Machine Tools and Automation. Its customers have spread across diverse sectors, such as consumable electronics, semiconductors, automotive, aviation & aerospace, medical, education and general precision manufacturing, etc.

Conprofe perseveres in laying a solid foundation in the domestic market while keeping its eyes open to the world. Headquartered in Guangzhou Science City, the company has established sales and service centers in seven domestic regions and forged a network of R&D, sales and service based

in Hong Kong, Taiwan, the United States, South Korea, India and Vietnam, etc. With its products being exported to over 70 countries and regions across six continents, Conprofe's integrated distribution of R&D, production, sales and service around the globe has gradually come into being.

Conprofe persists in innovation-driven developing strategy and owns two National High-tech Enterprises under the Group. The company's Frontier Technology Research Institute (FTRI) and Guangdong Province Engineering Technology Center (GPETC) has developed over 850 core technology patents. Its primary product technologies have reached an internationally advanced level, as assessed and acknowledged by experts led by members of the Chinese Academy of Engineering (CAE). Furthermore, Conprofe has successively been granted the Guangdong Scientific and Technological Progress Award (First Prize 2020, Second Prize 2021), Guangdong Patent Award (Silver), China Patent Award (Excellence) and has been honored as Enterprise with Significant Contribution to Guangdong's Supplies for COVID-19 Prevention and Control, Guangzhou Pioneering Private Enterprise, etc.



# CONTENTS

## 01

BT Series / 06

## 02

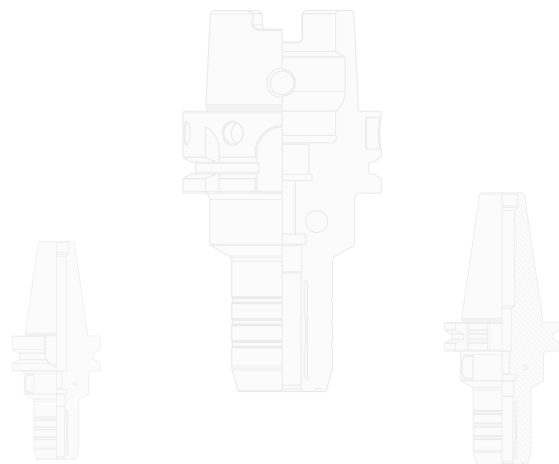
BBT Series / 07

## 03

SK Series / 08

## 04

HSK Series / 09



## Hydraulic Tool Holders

### Best Fit for High-Speed Precision Milling

#### High Precision

Total runout  $\leq 3\mu\text{m}$  at 4xD

#### High Clamping Force

Clamping force significantly improved (D20>420Nm) thanks to special inner bore structure

#### Excellent Anti-vibration

Excellent vibration dampening and high accuracy with the built-in oil cavity

#### Cost-effective

Configurable high-precision reducer collets for tool change of different diameters to lower the costs.

#### Easy to clamp and unclamp

Fast clamp and unclamp with a T-type wrench

#### Easy to Maintain

Integrated structure with fully-enclosed design preventing chips from entering the tool holder

#### Various Specifications

Complete in BT and HSK Series with D4~D32 clamping tools

#### Customizable

Various clamping hydraulic tools and jigs for different machining demands



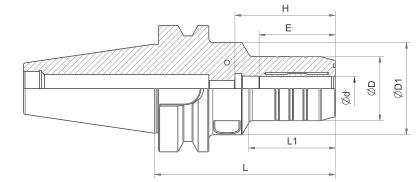


# Hydraulic Tool Holders

BT/BBT/SK/HSK Series



## BT Series



**Model Specification**

**BT40 - HDC 16 - 90**

Spindle Taper      Clamping Diameter      L Dimension  
Code for Hydraulic Tool Holder

Model	Clamping Diameter d	D	D1	L	L1	Min.Clamping Length E	Max.Clamping Length H
BT30-HDC6-50	6	26	46	50	7	27	40
BT30-HDC8-50	8	28	46	50	7	27	40
BT30-HDC10-50	10	30	46	50	7	31	45
BT30-HDC12-50	12	32	46	50	7	36	50
BT30-HDC16-90	16	40	46	90	50	39	55
BT30-HDC20-90	20	42	46	90	50	41	55
BT40-HDC6-60	6	26	46	60	13	27	40
BT40-HDC6-90	6	26	46	90	43	27	40
BT40-HDC8-60	8	28	46	60	13	27	40
BT40-HDC8-90	8	28	46	90	43	27	40
BT40-HDC10-60	10	30	46	60	13	31	45
BT40-HDC10-90	10	30	46	90	43	31	45
BT40-HDC12-60	12	32	50	60	13	36	50
BT40-HDC12-90	12	32	46	90	43	36	50
BT40-HDC16-90	16	38	46	90	43	39	55
BT40-HDC16-120	16	38	46	120	73	39	55
BT40-HDC20-90	20	42	55	90	43	41	60
BT40-HDC20-120	20	42	55	120	73	41	60
BT40-HDC25-100	25	49	62	100	53	47	65
BT40-HDC32-100	32	60	75	100	53	51	70
BT50-HDC6-100	6	26	50	100	32	27	40
BT50-HDC8-100	8	28	50	100	32	27	40
BT50-HDC10-100	10	30	50	100	32	31	45
BT50-HDC12-100	12	32	50	100	32	36	50
BT50-HDC16-100	16	38	50	100	32	39	55
BT50-HDC20-100	20	42	55	100	32	41	60
BT50-HDC25-100	25	49	62	100	32	47	65
BT50-HDC32-100	32	60	75	100	32	51	70

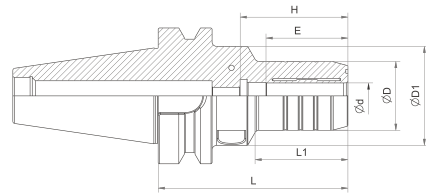
- ① Wrench and collet need to be purchased separately.
- ② One through-hole pull stud is included in delivery. Special pull stud needs to be purchased separately.
- ③ Technical parameters are subject to change without further notice.

**CAUTION**

- ① More than Min. clamping length when inserting the tool.
- ② Do not clamp without a tool.
- ③ Only use cutting tools with shank tolerance within h6.
- ④ Do not use the cutting tools with notches or cracks.



# BBT Series



### Model Specification

**BBT40 - HDC 16 - 90**

Spindle Taper      Clamping Diameter      L Dimension  
Code for Hydraulic Tool Holder

Model	Clamping Diameter d	D	D1	L	L1	Min.Clamping Length E	Max.Clamping Length H
BBT30-HDC6-50	6	26	46	50	7	27	40
BBT30-HDC8-50	8	28	46	50	7	27	40
BBT30-HDC10-50	10	30	46	50	7	31	45
BBT30-HDC12-50	12	32	46	50	7	36	50
BBT30-HDC16-90	16	40	46	90	50	39	55
BBT30-HDC20-90	20	42	46	90	50	41	55
BBT40-HDC6-60	6	26	46	60	13	27	40
BBT40-HDC6-90	6	26	46	90	43	27	40
BBT40-HDC8-60	8	28	46	60	13	27	40
BBT40-HDC8-90	8	28	46	90	43	27	40
BBT40-HDC10-60	10	30	46	60	13	31	45
BBT40-HDC10-90	10	30	46	90	43	31	45
BBT40-HDC12-60	12	32	50	60	13	36	50
BBT40-HDC12-90	12	32	46	90	43	36	50
BBT40-HDC16-90	16	38	46	90	43	39	55
BBT40-HDC16-120	16	38	46	120	73	39	55
BBT40-HDC20-90	20	42	55	90	43	41	60
BBT40-HDC20-120	20	42	55	120	73	41	60
BBT40-HDC25-100	25	49	62	100	53	47	65
BBT40-HDC32-100	32	60	75	100	53	51	70
BBT50-HDC6-100	6	26	50	100	32	27	40
BBT50-HDC8-100	8	28	50	100	32	27	40
BBT50-HDC10-100	10	30	50	100	32	31	45
BBT50-HDC12-100	12	32	50	100	32	36	50
BBT50-HDC16-100	16	38	50	100	32	39	55
BBT50-HDC20-100	20	42	55	100	32	41	60
BBT50-HDC25-100	25	49	62	100	32	47	65
BBT50-HDC32-100	32	60	75	100	32	51	70

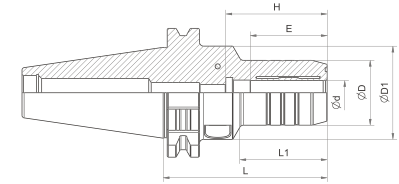
- ① Wrench and collet need to be purchased separately.
- ② One through-hole pull stud is included in delivery. Special pull stud needs to be purchased separately.
- ③ Technical parameters are subject to change without further notice.



### CAUTION

- ① More than Min. clamping length when inserting the tool.
- ② Do not clamp without a tool.
- ③ Only use cutting tools with shank tolerance within h6.
- ④ Do not use the cutting tools with notches or cracks.

# SK Series



### Model Specification

**SK40 - HDC 16 - 90**

Spindle Taper      Clamping Diameter      L Dimension  
Code for Hydraulic Tool Holder

Model	Clamping Diameter d	D	D1	L	L1	Min.Clamping Length E	Max.Clamping Length H
SK30-HDC6-50	6	26	46	50	7	27	40
SK30-HDC8-50	8	28	46	50	7	27	40
SK30-HDC10-50	10	30	46	50	7	31	45
SK30-HDC12-50	12	32	46	50	7	36	50
SK30-HDC16-90	16	40	46	90	50	39	55
SK30-HDC20-90	20	42	46	90	50	41	55
SK40-HDC6-60	6	26	46	60	13	27	40
SK40-HDC6-90	6	26	46	90	43	27	40
SK40-HDC8-60	8	28	46	60	13	27	40
SK40-HDC8-90	8	28	46	90	43	27	40
SK40-HDC10-60	10	30	46	60	13	31	45
SK40-HDC10-90	10	30	46	90	43	31	45
SK40-HDC12-60	12	32	50	60	13	36	50
SK40-HDC12-90	12	32	46	90	43	36	50
SK40-HDC16-90	16	38	46	90	43	39	55
SK40-HDC16-120	16	38	46	120	73	39	55
SK40-HDC20-90	20	42	55	90	43	41	60
SK40-HDC20-120	20	42	55	120	73	41	60
SK40-HDC25-100	25	49	62	100	53	47	65
SK40-HDC32-100	32	60	75	100	53	51	70
SK50-HDC6-100	6	26	50	100	32	27	40
SK50-HDC8-100	8	28	50	100	32	27	40
SK50-HDC10-100	10	30	50	100	32	31	45
SK50-HDC12-100	12	32	50	100	32	36	50
SK50-HDC16-100	16	38	50	100	32	39	55
SK50-HDC20-100	20	42	55	100	32	41	60
SK50-HDC25-100	25	49	62	100	32	47	65
SK50-HDC32-100	32	60	75	100	32	51	70

- ① Wrench and collet need to be purchased separately.
- ② One through-hole pull stud is included in delivery. Special pull stud needs to be purchased separately.
- ③ Technical parameters are subject to change without further notice.

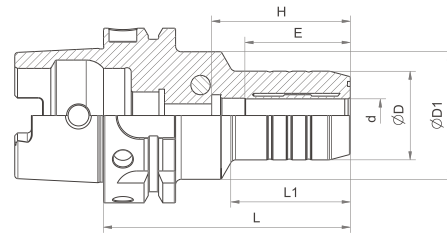


### CAUTION

- ① More than Min. clamping length when inserting the tool.
- ② Do not clamp without a tool.
- ③ Only use cutting tools with shank tolerance within h6.
- ④ Do not use the cutting tools with notches or cracks.



# HSK Series



### Model Specification


**HSK63A – HDC 20 - 100**

Spindle Taper      Clamping Diameter  
Code for Hydraulic Tool Holder      L Dimension

Model	Clamping Diameter d	D	D1	L	L1	Min. Clamping Length E	Max. Clamping Length H
HSK40E-HDC6-70	6	26	34	70	36	27	40
HSK40E-HDC8-70	8	28	34	70	36	27	40
HSK40E-HDC10-75	10	30	34	75	41	31	45
HSK40E-HDC12-80	12	32	34	80	46	36	50
HSK50A-HDC6-75	6	26	41	75	29	27	40
HSK50A-HDC8-75	8	28	41	75	29	27	40
HSK50A-HDC10-80	10	30	41	80	34	31	45
HSK50A-HDC12-85	12	32	41	85	39	36	50
HSK50A-HDC16-90	16	38	41	90	44	39	55
HSK50A-HDC20-90	20	42	41	90	44	41	55
HSK63A-HDC6-80	6	26	45	80	34	27	40
HSK63A-HDC6-100	6	26	45	100	54	27	40
HSK63A-HDC8-80	8	28	45	80	34	27	40
HSK63A-HDC8-100	8	28	45	100	54	27	40
HSK63A-HDC10-80	10	30	45	80	34	31	45
HSK63A-HDC10-100	10	30	45	100	54	31	45
HSK63A-HDC12-80	12	32	50	80	34	36	50
HSK63A-HDC12-100	12	32	50	100	54	36	50
HSK63A-HDC16-80	16	38	50	80	34	39	55
HSK63A-HDC16-100	16	38	50	100	54	39	55
HSK63A-HDC20-80	20	40	55	80	34	41	60
HSK63A-HDC20-100	20	44	55	100	54	41	55
HSK63A-HDC25-120	25	49	62	120	74	47	65
HSK63A-HDC32-125	32	60	75	125	79	51	70

- ① Wrench and collet need to be purchased separately.
- ② One through-hole pull stud is included in delivery. Special pull stud needs to be purchased separately.
- ③ Technical parameters are subject to change without further notice.

**CAUTION**



- ① More than Min. clamping length when inserting the tool.
- ② Do not clamp without a tool.
- ③ Only use cutting tools with shank tolerance within hb.
- ④ Do not use the cutting tools with notches or cracks.