

Conprofe Drilling & Tapping Centers



↑
UGT-500

↑
UGT-700

↑
UGT-1200

UGT Series 

The information given is not binding. The actual product and mutual agreement shall prevail.

UGT Series 20231113 VE1.3

Conprofe Machine Tool Co., Ltd. // Wholly-Owned Subsidiary of Conprofe Technology Group Co., Ltd.

Contact: Esther HU +86-138 2607 9999

E-mail: esther.hu@conprofetech.com

Web: www.conprofetech.cn

Address: No.6 2nd Nanyun Road, Science City, Hi-tech Development Zone, Guangzhou, 510663, P.R.C



Technical Parameters



Item	Unit	UGT-500	UGT-700	UGT-1200
Travel				
X/Y/Z-Axis Travel	mm	500×400×320	700×400×320	1,200×650×370
Spindle Nose to Table	mm	180-500	180-500	180-550
Spindle Center to Z-Axis Cover	mm	420	410	660
Worktable				
Dimensions	mm	620×400	800×400	1,300×600
Max. Load	kg	250	250	400
T-Slot (No.×Width×Distance)	pcs×mm×mm	3×14×125	3×14×125	5×18×125
Spindle				
Diameter	mm	Φ 100	Φ 100	Φ 100
Max. Speed (Short-Duration)	rpm	24,000	24,000	24,000
Max. Speed (Long-Duration)	rpm	19,200	19,200	19,200
Motor Power (Rated / Short-Duration)	kW	2.2/3.7	2.2/3.7	2.2/3.7
Motor Torque (Rated/Short-Duration)	Nm	7/17.7	7/17.7	7/17.7
Spindle Taper	-	BT30	BT30	BT30
Ultrasonic	-	Standard	Optional	Optional
Spindle-Through MQL	-	Optional	Optional	Optional
Ultrasonic + Spindle-Through MQL	-	Optional	Standard	Standard
Supercritical CO ₂ Spindle	-	Optional (Add-On Type)	Optional (Add-On Type)	Optional (Add-On Type)
Feed Rate				
X/Y/Z-Axis Rapid Speed	m/min	48/48/36	48/48/36	48/48/36
X/Y/Z-Axis Motor Power	kW	1.5/1.5/3.0	1.5/1.5/3.0	2.2/2.2/3.0
Accuracy				
X/Y/Z-Axis Positioning Accuracy	mm	0.006	0.007	0.007
X/Y/Z-Axis Repeatability	mm	0.004	0.004	0.004
Tool Magazine				
Tool Holding Capacity	No. of Tools	21	21	21
Max. Tool Diameter (Full / Partial)	mm	60/80	60/80	60/80
Max. Tool Length	mm	200	200	200
Max. Tool Weight	kg	3	3	3
Type	-	Arm Type	Arm Type	Arm Type
Miscellaneous				
Power Supply Voltage	-	Three-Phase AC, 380V/50Hz	Three-Phase AC, 380V/50Hz	Three-Phase AC, 380V/50Hz
Power Capacity	kVA	15	15	15
Air Pressure	MPa	0.5-0.7	0.5-0.7	0.5-0.7
Total Air Consumption	L/min	>100	>100	>100
Total Weight (incl. Accessories)	kg	3,200	3,500	6,000
Machine Size (L×W×H)	mm	1,600×2,430×2,400	2,000×2,490×2,750	2,930×2,980×2,700
Controller				
CNC Controller	-	Mitsubishi M80A (Standard) SIEMENS / FANUC (Optional)	Mitsubishi M80A (Standard) SIEMENS / FANUC (Optional)	Mitsubishi M80A (Standard) SIEMENS / FANUC (Optional)

Main Configurations

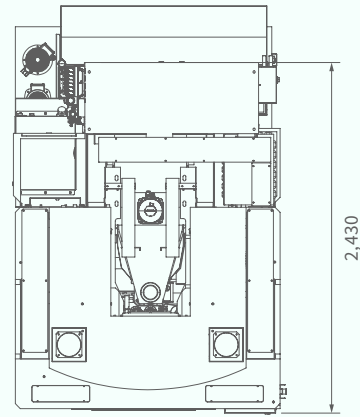
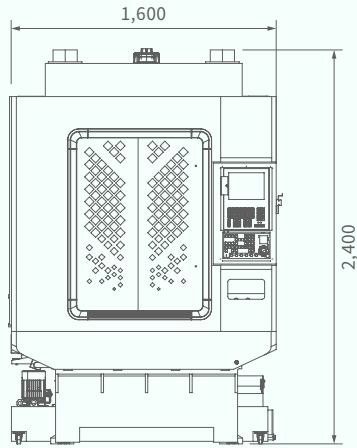
● Yes ○ No

	UGT-500	UGT-700	UGT-1200
Standard Configurations			
Centralized Automatic Lubrication System	●	●	●
Chip-Flushing System	●	●	●
Coolant System	●	●	●
Ethernet Port	●	●	●
Handwheel	●	●	●
Blow Gun	●	●	●
Electrical Cabinet Heat Exchanger	●	●	●
LED Work Light	●	●	●
Three-Color Alarm Light	●	●	●
Door Safety Interlock	●	●	●

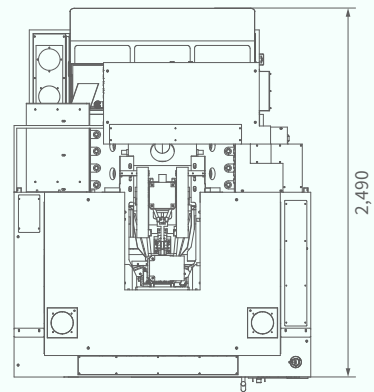
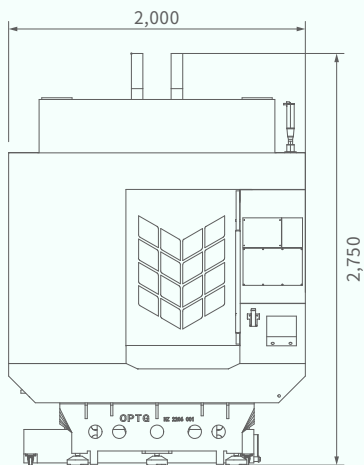
	UGT-500	UGT-700	UGT-1200
Optional Configurations			
High Precision 3D Probe	●	●	●
Automatic Door	●	●	●
Disc-Type Oil-Water Separator	●	●	●
4/5th Axis Rotary Table	●	●	●
Oil-Mist Collector	●	●	●
Contact Tool Setter	●	●	●
Spindle Chiller	●	●	●
Add-On Tool Magazine (ATM-14)	●	●	●
Non-Ultrasonic	●	●	●
Tool Magazine Flushing System	●	○	○

Floor Plans (Unit: mm)

UGT-500



UGT-700



UGT-1200

